

POLLUSTATS 2017

WORLDWIDE SPILL
STATISTICS



Cedre
715, rue Alain Colas
CS 41836
29218 BREST CEDEX 2
FRANCE
Tel: + 33 (0)2 98 33 10 10
Fax: + 33 (0)2 98 44 91 38
Email: contact@cedre.fr



Designed and produced by Cedre

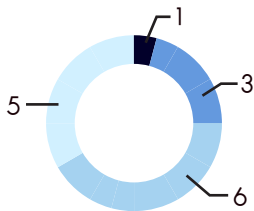
The data presented here has been obtained from an inventory of **incidents** around the world made known to Cedre and having resulted in an **oil or HNS spill in surface waters**. This inventory is by no means exhaustive.

The incidents selected for analysis are those for which sufficient information is available to be entered into a database and which involved **a spill (or spills) in excess of 10 tonnes**.

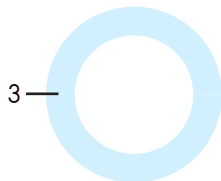
SPILLS BY AREA

Sea & shoreline

- Offshore & coastal waters
15 spills

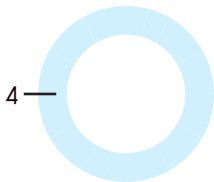


- Shoreline
3 spills

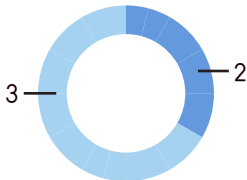


10 - 100 m³ 100 - 1,000 m³ 1,000 - 10,000 m³ 10,000 - 100,000 m³ > 100,000 m³

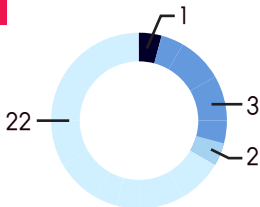
- Sea ports
4 spills



- Estuaries
5 spills



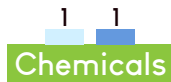
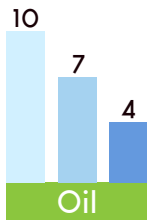
- Inland waters
28 spills



10 - 100 m³ 100 - 1,000 m³ 1,000 - 10,000 m³ 10,000 - 100,000 m³ > 100,000 m³

SPILLS BY PRODUCT CATEGORY

27 spills

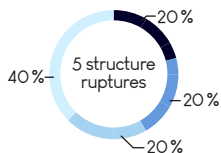
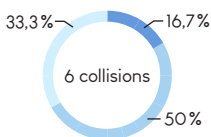


10 - 100 m³ 100 - 1,000 m³ 1,000 - 10,000 m³ 10,000 - 100,000 m³ > 100,000 m³

SPILLS BY INCIDENT CATEGORY

27 spills

Hole/Breach/Rupture



Overflow



Falling objects

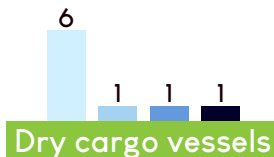
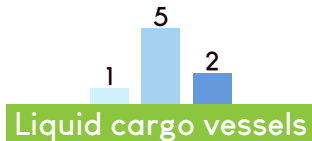


Unspecified



SPILLS BY STRUCTURE CATEGORY

27 spills



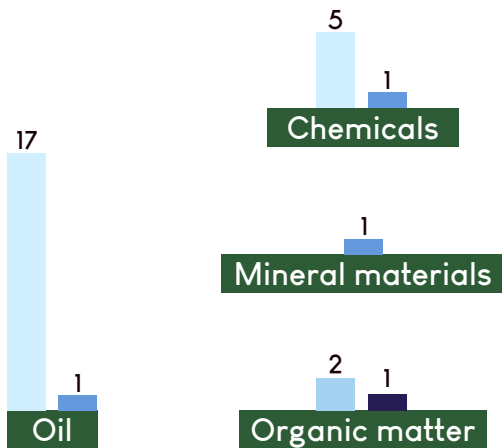
10-100 m³ 100-1,000 m³ 1,000-10,000 m³ 10,000-100,000 m³ >100,000 m³



10 - 100 m³ 100 - 1,000 m³ 1,000 - 10,000 m³ 10,000 - 100,000 m³ > 100,000 m³

SPILLS BY PRODUCT CATEGORY

28 spills

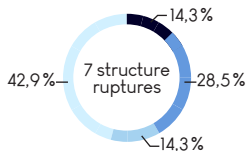


10 - 100 m³ 100 - 1,000 m³ 1,000 - 10,000 m³ 10,000 - 100,000 m³ > 100,000 m³

NUMBER OF SPILLS BY INCIDENT CATEGORY

28 spills

Hole/Breach/Rupture



Overflow



Non-closure



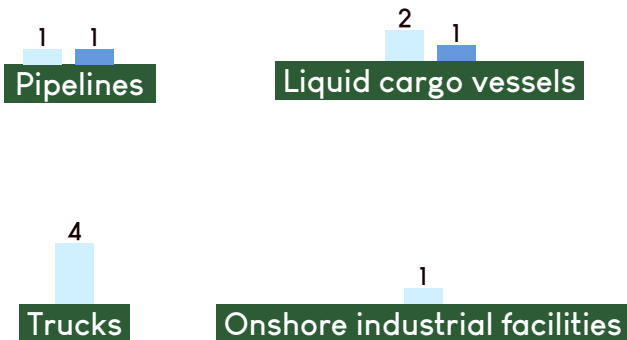
Unspecified



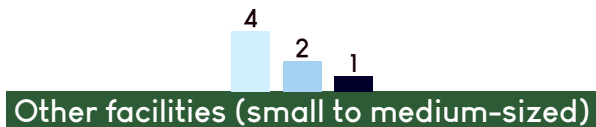
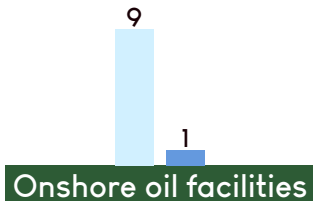
■ 10 – 100 m³
■ 100 – 1,000 m³
■ 1,000 – 10,000 m³
■ 10,000 – 100,000 m³
■ > 100,000 m³

SPILLS BY STRUCTURE CATEGORY

28 spills



■ 10 - 100 m³
 ■ 100 - 1,000 m³
 ■ 1,000 - 10,000 m³
 ■ 10,000 - 100,000 m³
 ■ > 100,000 m³



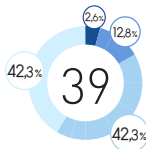
■ 10 - 100 m³
■ 100 - 1,000 m³
■ 1,000 - 10,000 m³
■ 10,000 - 100,000 m³
■ > 100,000 m³

SEA & SHORELINE

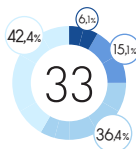
Number of spills

Average values of incidents made known to Cedre

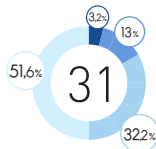
1998-2002



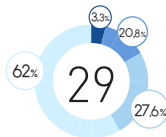
2003-2007



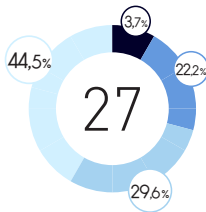
2008-2012



2013-2016



2017



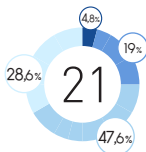
■ 10 - 100 m³
 ■ 100 - 1,000 m³
 ■ 1,000 - 10,000 m³
 ■ 10,000 - 100,000 m³
 ■ > 100,000 m³

INLAND WATERS

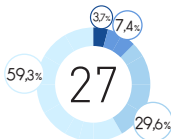
Number of spills

Average values of incidents made known to Cedre

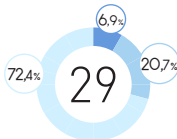
1998-2002



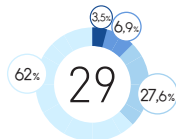
2003-2007



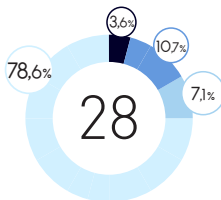
2008-2012



2013-2016



2017



■ 10 - 100 m³
 ■ 100 - 1,000 m³
 ■ 1,000 - 10,000 m³
 ■ 10,000 - 100,000 m³
 ■ > 100,000 m³

Are you aware of another past spill,
in marine or inland waters?

Share it with us!



contact@cedre.fr